

NOTCHED TROWELS

NOTCHED TROWELS

- range of slotted trowels & spatulas
- different notches & shapes
- replaceable notched & serrated blades
- range of 11" trowels

The trowels are all produced in stainless steel

Trowels are available with notched face on right or left side

The HFV flowline angled notch shape lays a tile adhesive bed that allows the adhesive to fold over itself giving a more uniform bed



NEW



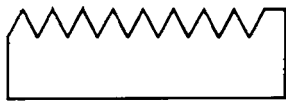
201902R



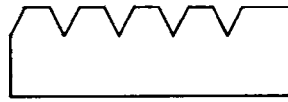
201730



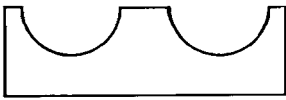
201904R



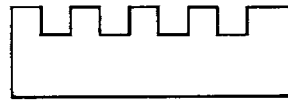
201736V3



201736B2



201736R10



201736C1



201906R

NOTCHED TROWELS

SERRATED TROWELS, square notches, stainless steel - rust free

Stock no	Description	Size	Handle	Notches	£ ex VAT
201902R	trowel 11" notched right hand	280x130mm	soft	4, 6, 8, 10 or 12mm	11.95
201902L	trowel 11" notched left hand	280x130mm	soft	4, 6, 8, 10 or 12mm	11.95

SERRATED TROWELS, flowline angled notches, stainless steel - rust free

Stock no	Description	Size	Handle	Notches	£ ex VAT
201904R	trowel 11" notched right hand	280x130mm	soft	6, 8 or 10mm	11.95
201904L	trowel 11" notched left hand	280x130mm	soft	6, 8 or 10mm	11.95

TROWELS, with slot for notched blade insert, stainless steel - rust free

Stock no	Description	Size	Handle	£ ex VAT
201906R	trowel 11" slotted right hand	280x100mm	soft	11.95
201906L	trowel 11" slotted left hand	280x100mm	soft	11.95

STANDARD TROWELS, 5" wide, short shank, stainless steel - rust free

Stock no	Description	Size	Handle	£ ex VAT
201730	standard trowel 11"	280x130mm	soft	11.95

NOTCHED BLADE INSERTS

NOTCHED BLADES, square serrations

Stock no	Notch depth	Tip to tip	Flat width	£ ex VAT
201736C1	4.00mm	4.00mm	4.00mm	1.25
201736C2	6.00mm	6.00mm	6.00mm	1.25
201736C3	3.00mm	3.00mm	3.00mm	1.25
201736C4	8.00mm	8.00mm	8.00mm	1.25
201736C5	10.00mm	10.00mm	10.00mm	1.25

NOTCHED TROWELS & SPREADERS

NOTCHED TROWELS & SPREADERS

- range of slotted trowels & spatulas
- different notches & shapes
- replaceable notched & serrated blades
- 11" & 22" trowels
- 22" spatula type applicator

The trowels are all produced in stainless steel
They have a slotted edge to take the full range of serrated blades; the 22" trowel takes 2 blades
The spatula type applicator can be used with long handles for smoothing self levelling floor toppings



201738R



201740R



201822



NOTCHED TROWELS

TROWELS, with slot for serrated blade, stainless steel - rust free

Stock no	Description	Size	Handle	£ ex VAT
201738R	trowel 11" slotted right hand	280x100mm	soft	24.00
201738L	trowel 11" slotted left hand	280x100mm	soft	24.00
201740R	trowel 22" slotted right hand	560x100mm	soft	45.00

ADHESIVE SPATULA, with slot for serrated blades, stainless steel - rust free

Stock no	Description	Size	Frame	£ ex VAT
201822	spatula 22", slotted	560mm	wood	32.00

NOTCHED BLADES

NOTCHED BLADES, triangular serrations

Stock no	Notch depth	Tip to tip	Angle V	£ ex VAT
201736V1	1.80mm	2.80mm	30°	1.25
201736V2	2.50mm	1.80mm	65°	1.25
201736V3	4.20mm	3.40mm	60°	1.25
201736V5	10.30mm	5.10mm	90°	1.25
201736V6	6.00mm	6.00mm	60°	1.25

NOTCHED BLADES, triangular serrations with flat tips

Stock no	Notch depth	Tip to tip	Flat width	Angle V	£ ex VAT
201736A1	1.30mm	0.60mm	1.40mm	55°	1.25
201736A2	1.65mm	1.20mm	1.80mm	55°	1.25
201736A3	1.80mm	0.50mm	1.50mm	45°	1.25
201736A4	0.90mm	0.50mm	1.00mm	55°	1.25
201736A5	1.10mm	1.55mm	1.25mm	55°	1.25

NOTCHED BLADES, round scalloped serrations

Stock no	Notch depth	Tip to tip	Flat width	£ ex VAT
201736R10	10.00mm	30.00mm	10.00mm	1.25
201736R15	15.00mm	30.00mm	10.00mm	1.25
201736R20	20.00mm	30.00mm	10.00mm	1.25