



# 3 step plaster system selector

## Undercoat plasters

1 Specialist plasters		2 Suitability to background - key and suction		3 Plasterers' preference for workability				
Specialist requirements	Background suction	Background	Pre-treatment	Thistle Bonding Coat	Thistle Browning	Thistle Hardwall	Thistle Tough Coat	
 <p><b>Thistle Dri-Coat</b> Cement-based, for replastering after installation of a damp-proof course. For more information see overleaf.</p>  <p><b>Thistle X-Ray</b> Provides X-ray protection. For more information contact the Drywall Academy Advice Centre.</p>	<p style="text-align: center;">High</p> <p style="text-align: center;">↑</p> <p style="text-align: center;">Medium</p> <p style="text-align: center;">↓</p> <p style="text-align: center;">Low</p>	Aircrete blocks	Thistle GypPrime in extreme cases		Suction control usually needed	✓	✓	
		Common bricks			✓	✓	✓	
		Medium-density blocks			✓	✓	✓	✓
		Dense blocks	Keyed		✓		✓	✓
			Smooth - mid suction		✓		✓	✓
			Smooth - low suction	ThistleBond-it	✓			
		Engineering bricks with raked joints			✓			
		Plasterboard & MultiBoard	All except MR		✓			
			MR	ThistleBond-it	✓			
		Cast insitu & precast concrete	Normal ballast	ThistleBond-it usually required (unless keyed)	✓			
Other aggregates (limestone, granite, etc)	ThistleBond-it		✓					
Painted / glazed surfaces		ThistleBond-it	✓					
Metal lathing			✓		Only when bridging columns, lintels, etc	Only when bridging columns, lintels, etc		

### Thickness recommendations

- When using a bonding agent or plastering ceilings, do not exceed the thickness given. Greater thickness requires the use of a support for the plaster e.g. metal lathing.
- For other systems used on walls, if thickness in excess of the recommendations is necessary, extra care will be needed to build it up in a series of fully keyed coats of nominally 8mm. Thickness over 25mm normally requires the use of a support for the plaster e.g. metal lathing.

Normal thickness	11mm to walls, up to 8mm to ceilings, plus 2mm of finish plaster			
Setting time	1.5 - 2hrs	1.5 - 2hrs	1.5 - 2hrs	1.5 - 2hrs
Coverage per bag	2.75m <sup>2</sup> @ 11mm	3.5m <sup>2</sup> @ 11mm	3.0m <sup>2</sup> @ 11mm by hand. Approx 10% less if sprayed	3.5m <sup>2</sup> @ 11mm by hand. Approx 10% less if sprayed
Approx. water requirement	14.0 litres per bag	17.5 litres per bag	15.0 litres per bag	17.5 litres per bag
Dry set density	12.1kg/m <sup>2</sup> @ 11mm plus 3.4kg/m <sup>2</sup> finish plaster	8.4kg/m <sup>2</sup> @ 11mm plus 3.4kg/m <sup>2</sup> finish plaster	9.3kg/m <sup>2</sup> @ 11mm plus 3.4kg/m <sup>2</sup> finish plaster	8.5kg/m <sup>2</sup> @ 11mm plus 3.4kg/m <sup>2</sup> finish plaster

## One-coat plasters

3

Plasterers' preference for workability

 <b>Thistle Universal One Coat</b>	 <b>Thistle Projection</b>
For hand application to most backgrounds.	For spray application to most backgrounds.
✓	✓
✓	✓
✓	✓
✓	✓
✓	✓
✓	✓
✓	✓
✓	✓
✓	✓
✓	✓
✓	✓
✓	✓
✓	Use Spraylath
13mm to walls, up to 10mm to ceilings	
1.5 - 2hrs	1.5 - 2hrs
2.25m <sup>2</sup> @ 13mm	2.0m <sup>2</sup> @ 13mm
15.0 litres per bag	Depends on machine settings
15.0kg/m <sup>2</sup> @ 13mm	Depends on machine settings





## Finish plasters

2

Suitability to background - key and suction

3

Plasterers' preference for workability

Background suction	Background	 <b>Pre-treatment</b>	 <b>Thistle Board Finish</b>	 <b>Thistle Multi-Finish</b>
			For low-medium suction backgrounds (e.g. plasterboards, Thistle Dri-Coat).	A versatile final coat plaster for a wide range of backgrounds.
<b>High</b>  <b>Low</b>	Dry undercoats (e.g. finished after leaving overnight)			Dampen background first
	Damp undercoats (e.g. finished the same day)			✓
	Plasterboard	MR boards need ThistleBond-it	✓	✓
	Flat, smooth concrete	ThistleBond-it	✓	✓
	Waterproofed cement-based undercoats (e.g. Thistle Dri-Coat)		✓	
<b>Normal thickness applied</b>			2mm	2mm
<b>Setting time</b> (longer in colder weather - the use of water to assist final trowelling should be as little and as late as possible)			1.5hrs	1.5hrs
<b>Coverage per bag</b>			10m <sup>2</sup>	10m <sup>2</sup>
<b>Approx water requirement</b>			11.5 litres per bag	11.5 litres per bag
<b>Dry set density</b>			3.4kg/m <sup>2</sup> @ 2mm	3.4kg/m <sup>2</sup> @ 2mm



### Joint reinforcement

Use Thistle ProTape self-adhesive glass fibre mesh tape, for reinforcing flat joints in skim finishes to plasterboard. Simply stick Thistle ProTape to plasterboard joints and plaster over it.

### Bonding agents

- ThistleBond-it: Bonding agent for smooth and / or low suction backgrounds. Apply one coat, undiluted, with roller or brush, and plaster when dry.
- Thistle GypPrime: Suction control primer used to reduce suction in very dry backgrounds. Use diluted (up to 5 parts water to one part GypPrime) or undiluted if severe suction control is required. Plaster is applied after GypPrime has soaked into the background.